



DISCOVER NEW LEIOS!

Benefits

- 🟡 STREAMLINED WORKFLOW
- 🟡 FASTER TIME-TO-MARKET APPROACH
- 🟡 SCANNER INTEGRATION AND CAD FRIENDLY OUTPUT
- 🟡 64BIT AND MULTICORE SUPPORT
- 🟡 SCULPTING TOOLS
- 🟡 LEIOS COMPONENTS: THE HEART OF IT ALL



Leios 2 provides the easiest, fastest, most powerful and affordable route from your 3d scanner to your CAD, making elaboration of 3D scans, editing of triangle meshes and fitting as easy as ever.

With Leios it's possible to acquire datasets from any kind of 3D scanner, to transform the point cloud into a NURBS mathematical model easy and quickly with complete control of each step and to analyze the results with powerful inspection tools.

Leios exports the datasets in many formats, both polygonal and CAD, suitable for several fields like: industrial design, engineering, simulation, archaeology, medical and dental industry, animation and so on.

EGS introduces LeioScan, the new product for the scanner suites. The compact, modular solution dedicated to 3d scanner manufacturers.

Leios 2 and LeioScan are based on LMLib, EGS geometric library for third-party applications.



SCAN DATA

Import or acquire point clouds from several supported scanners;
Point cloud enhancing and optimization;
Scans alignment and merging.

MESH ELABORATION

Mesh cleaning, smoothing, enhancing;
Hole filling and mesh repair tools;
Optimization for surfacing, milling and further processing.

MESH MODELING

Mesh sculpting and free deformation;
Offsetting/Shelling;
Boolean operations, separation by clusters.

RECONSTRUCTION BY FITTING


Character lines identification;
Region dissection and curvature identification;
Precise and fast analytic surfaces fitting.
2D sketch fit of cross sections for rapid development.

SURFACING AND INSPECTION

Automatic and semi-automatic reconstruction by NURBS patches;
Accurate continuity analysis on surfaces and curves;
Compare NURBS and fitted surfaces against the mesh.

EXPORT

Save for archiving, printing, rendering and analysis in the most common formats (STL, OBJ, PLY); Export to your CAD of choice in STEP, IGES, DXF format.



Streamlined workflow






Hardware optimization

Leios 2 is optimized for the latest cutting edge technology the market provides.

Leios 2 makes extended use of all the memory and CPU available in your workstation of choice, making your investment worth the time saved on processing data.

Enjoy hardware acceleration providing a never before seen boost in performance.



Faster time-to-market approach

Wizard approach dramatically shortens time to market, providing one-click functions for the most common uses: prepare the meshes for prototyping, fitting, archiving and CAD software in a few steps.

Heavy hardware optimization lets you squeeze your hardware up to the last, to achieve results in the faster way possible.

A smarter and accessible UI gives you more time to concentrate in important tasks rather than wondering how to use the software.

Leios 2 is developed for delivering results in the fastest and most accurate way.



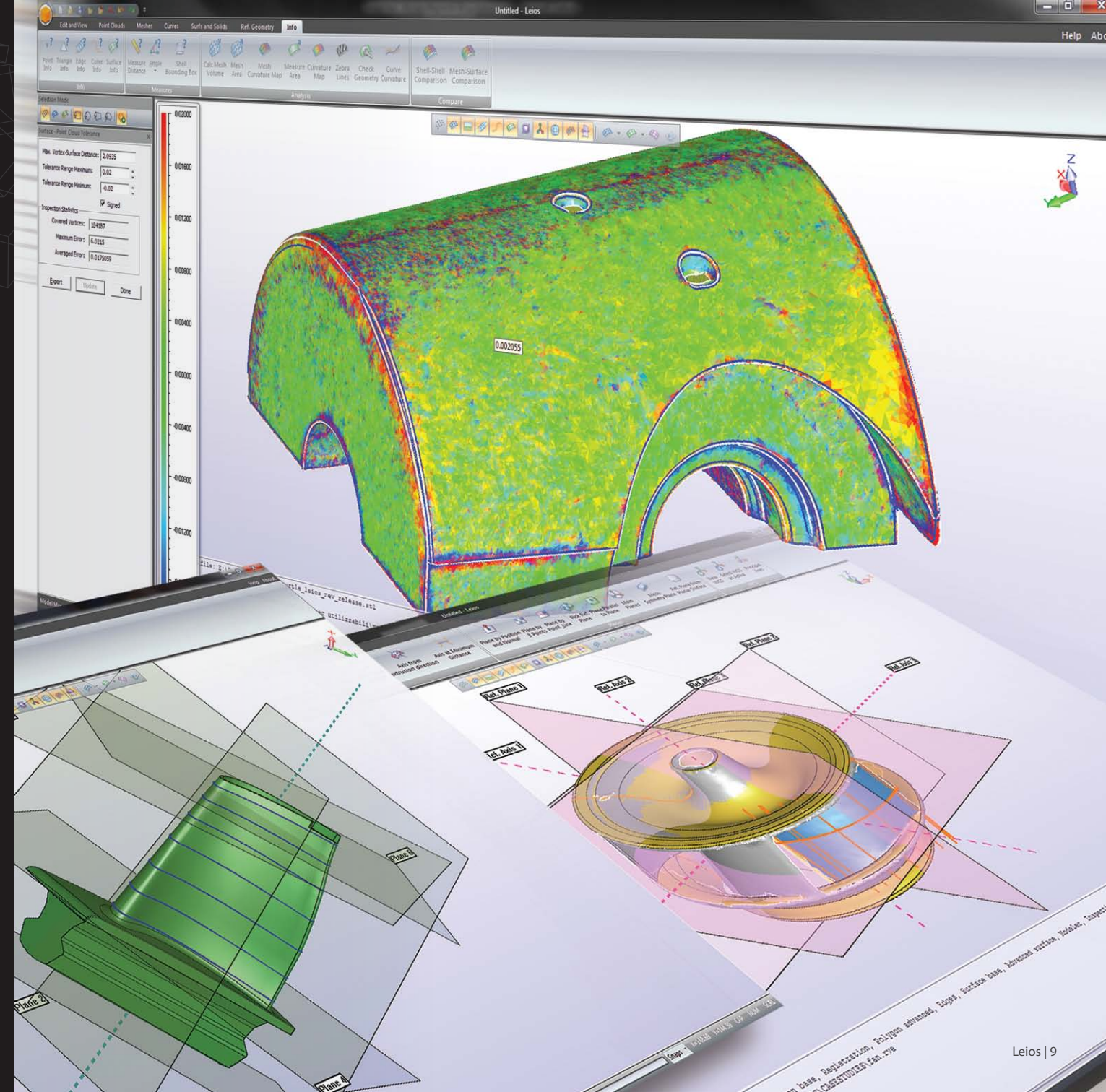
Scanner integration and CAD friendly output

Direct integration with the most popular 3d scanners on the market with dedicated tools for quick point clouds and mesh optimization and full support for textures and huge raw datasets.

One-click procedures to optimize your point clouds and meshes for CAD processing, export your fitted or automatic surfaces in IGES and STEP formats, with direct integration with the majority of CAD solutions on the market.

Brand new fit 2D sketch function, to allow direct editing of cross section into arcs, lines, curve NURBS to create precise profiles.

Leios 2 is the perfect link between your scanner and your cad choice.



A 3D cube is shown, oriented such that three faces are visible. The top face is a light orange color. The front-left face is a bright yellow color. The front-right face is a medium orange color. The cube is set against a dark gray background.

Available tools are:

REMOVE: remove material from the mesh controlling area of influence and weight of the scalpel

FREEFORM DEFORMATION: deform the mesh dynamically, using an elliptic tool

DEFORMATION BY GRID: deform the mesh using control points ordered by a grid, allowing for precise deformation of the model

EDGE OPTIMIZATION:
optimize and reconstruct
damaged edges on the mesh,
priceless when working with
mechanical parts



reverse

engineering

heritage

preservation

archaeology

dental industries

architecture

entertainment media

usability

productivity

tools

new

performance

boosts

improved

granting users

workflow

user interface

new version

user-friendly

reliable

the

point cloud

simulation

designing

into a

transform

any kind of 3D scanner

acquire datasets

from

triangles

mesh

editing

scan

collaboration of 3D models

by using

collaboration of 3D
editing scans
triangle is a fast
reliable and
user-friendly
new version
user interface
performance
boosts and
productivity
usability
simulation designing
into a
any kind of 3D scanner
acquire datasets
transform
the point cloud
MURBS
reverse engineering
heritage
preservation
archaeology
dental industries
architecture
entertainment media



Discover new Leios, now available in three packages:
For makers, Premium, Professional



infinity to explore

Discover a world of possibilities

Comparison Chart

For makers* Premium* Professional*

Common Operations			
File Common Operations	•	•	•
Screen Capture	•	•	•
Transforms: Move, Scale, Mirror, WCS to WCS	•	•	•
Mouse 3D option	•	•	•
Point Cloud			
Point Cloud Editing: Curvature, Filtering, Clean Noise, Clean Outlier, Uniform Sample Smoothing, Offset, etc		•	•
Manual/Global Registration and Merge	•	•	•
Point Cloud from Surface		•	•
Meshes			
Triangulation: Point Cloud to Mesh, 2d, Volumetric		•	•
Mesh from Surface		•	•
Healing: Find Abnormal Faces, Clean mesh, Check Intersection, Peak Removal, Flip/Fix normals, etc	•	•	•
Editing: Smooth, Decimation, Refinement, Fill Holes, Defeature	•	•	•
Divide Cut Mesh by Plane and Curve	•	•	•
Mesh Freeform Deformation	•	•	•
Fit area to: Plane, Cylinder, Sphere		•	•
Select mesh by crease angle, by cluster	•	•	•
Fine/Global Registration and Merge	•	•	•
Fit Mesh boundary to curve	•	•	•
Advanced Editing Tools: Local Smooth, Undercut Analysis, Mesh Extension, Feature Decomposition, Smooth Boundaries, Sew, etc	•	•	•
Remesh 3d Scanning or Cad Model		•	•
Boolean Operations	•	•	•
Select mesh by curvature	•	•	•
Select mesh by face			•
Texture: convert mesh texture to Vertex colors	•	•	•
Manual/Global Registration and Merge	•	•	•
Curves			
Basic Curves	•	•	•
Curve on Mesh Approximation	•	•	•
Editing Tools: Edit, Join, Bridge, Match, Composite, Resample, Smooth, etc	•	•	•
Cross Sections: By Plane, Radial, Along Curve	•	•	•
Curves from Mesh Boundaries	•	•	•
Advanced Editing: Split and Trim by surface, Extend on surface, Project Curve, Offset, etc		•	•
Intersections		•	•
2D Sketcher			•
Surface and Solids			
Autosurfacing by Patches		•	•
Manual Patches Creation with Curvature Map		•	•
NURBS surface fit over Mesh			•
Surface Creation by Points on Mesh			•
Modeler: Loft, Sweep, Revolve, Extend, Cover- Standard Shapes, etc			•
Hybrid Modeler Editing: Offset, Split, Trim, Untrim, Revert, Stich, Unstich Blend, Heal, etc			•
STEP import/export converter			•
IGES import/export converter		•	•
Entities creation: Plane, Cylinder, Sphere, Cone, Block			•
Ref. Geometry			
Points: by coordinates, at curve ends, intersection curve-curve, etc	•	•	•
Axes	•	•	•
Planes	•	•	•
WCS	•	•	•
Info			
Distance, Angle, Volume, etc	•	•	•
Mesh-Surface comparison		•	•
Mesh Curvature Map	•	•	•
Shell Bounding Box with Info	•	•	•
Curve Curvature			•
Mesh-Mesh comparison	•	•	•
Zebra Lines, Curvature Map, Measure Area, Check Geometry			•
*Edges Creation and Editing (plugin option)			
Select Sharp Edge Reconstruction	•	•	•
Shape Analysis	•	•	•
Curves from Edges	•	•	•
Edge Creation and Editing	•	•	•
Mesh Dissection By Edges	•	•	•
Character Lines Extraction	•	•	•

Contact Informations

Evatronix S.A.



e-mail: office@leios3d.com

Phone : +48 33 499 59 11

www.leios3d.com

About Evatronix S.A.

Evatronix S.A. is a authorized distributor of Leios software and official commercial partner of EGS. The company also provides CAD, reverse engineering and inspection software and services. Evatronix S.A. produces profesional 3D scanners under the brand eviXscan 3D.



Enhanced Geometry Solutions

E.G.S. srl, Via Speranza, 19/4
40068 San Lazzaro di Savena (BO) Italy
Tel. +39 051 6049700 Fax. +39 051
6049633 E-mail: [egs-](mailto:egs-info@egsolutions.com)
info@egsolutions.com egsolutions.com

